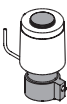
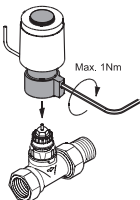
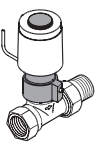
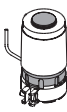
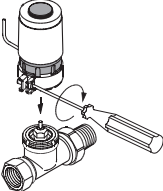
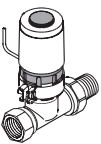

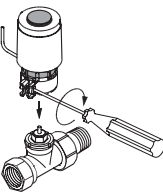

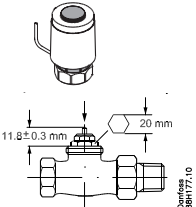
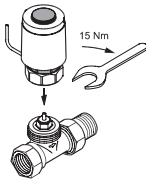
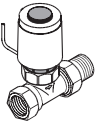

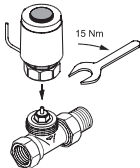
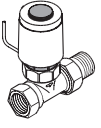
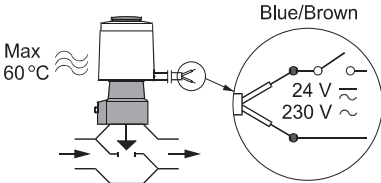
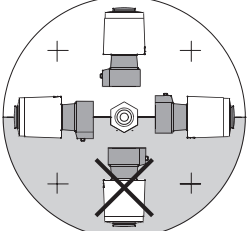


# INSTRUCTIONS TWA NO



<p><b>TWA-A</b> For Danfoss RA valves</p>			
<p><b>TWA-V</b> For Danfoss RAV/VMT valves</p>			
<p><b>TWA-L</b> For Danfoss RAVL valves</p>			
<p><b>TWA-K</b> For Heimeier/MNG/Oventrop valves with M30 x 1.5 connection, generally as per attached drawing. Other valves must be verified individually to ensure correct valve closing measurement and valve top geometry.</p>			
<p><b>TWA-D</b> For Danfoss RTD valves</p>			
 <p>24 V Class III (supply from SELV transformer) 230 V max. 3 A pre-fuse</p>			

<p><b>TWA-A</b> For Danfoss RA valves</p>	
<p><b>TWA-V</b> For Danfoss RAV/VMT valves</p>	
<p><b>TWA-L</b> For Danfoss RAVL valves</p>	
<p><b>TWA-K</b> For Heimeier/MNG/Oventrop valves with M30 x 1.5 connection, generally as per attached drawing. Other valves must be verified individually to ensure correct valve closing measurement and valve top geometry.</p>	
<p><b>TWA-D</b> For Danfoss RTD valves</p>	
<p>Max 60 °C</p> <p>Blue/Brown</p> <p>24 V ~</p> <p>230 V ~</p> <p>24 V Class III (supply from SELV transformer)</p> <p>230 V max. 3 A pre-fuse</p>	

If the actuator will be used with a cord length of >3m and max. 23m, the protection of the cord/wire (overload, short circuit and mechanical stress) should be assured by a circuit breaker (6A/characteristic "B") and should be installed in a protection tube or comparable means.